



# 2010-2011 GMT Reports for District (or Undistricted) **District 14 E**

GMT: **STEVEN D SHERER**

Location: **PENNSYLVANIA**

GMT CA: **1**

## CLUBS

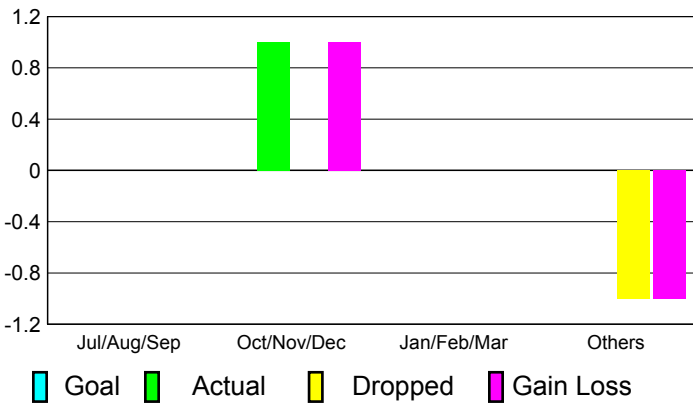
**Club Results**  
2010-2011

**Clubs**  
2009-2010

Month	New Club Goal	Actual New Clubs	Actual Dropped Clubs	Gain/Loss of Clubs	Gain/Loss of Clubs
Jul/Aug/Sep	0	0	0	0	0
Oct/Nov/Dec	0	1	0	1	0
Jan/Feb/Mar	0	0	0	0	1
Apr/May/Jun	0	0	-1	-1	0
<b>Totals</b>	<b>0</b>	<b>1</b>	<b>-1</b>	<b>0</b>	<b>1</b>

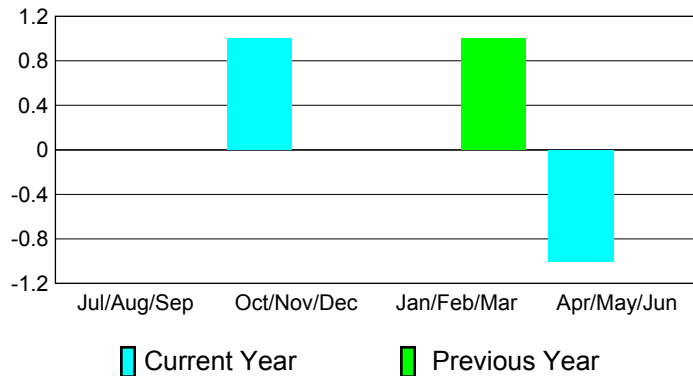
### Club Results 2010-2011

Goal, New, Dropped, Gain/Loss



### Comparison of Club Gain/Loss

Current Year Compared to the Previous Year



### YTD Status Quo Clubs 2010-2011

Status Quo Clubs Compared to Status Quo Members



## MEMBERSHIP

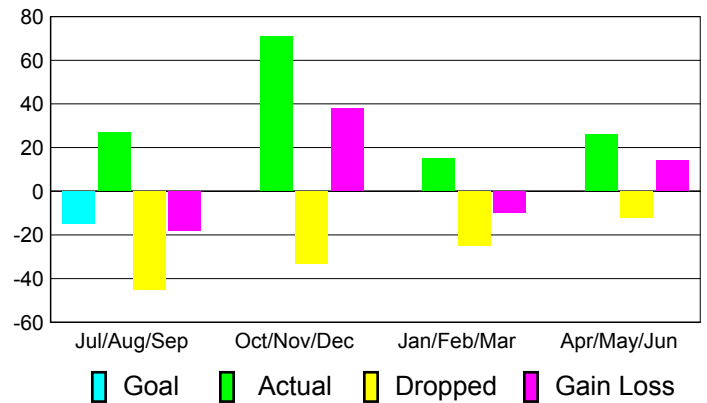
**Membership Results**  
2010-2011

**Membership**  
2009-2010

Month	Net Memb Goal	Actual New Memb	Actual Dropped Memb	Gain/Loss of Memb	Gain/Loss of Memb
Jul/Aug/Sep	-15	27	-45	-18	-9
Oct/Nov/Dec	0	71	-33	38	8
Jan/Feb/Mar	0	15	-25	-10	19
Apr/May/Jun	0	26	-12	14	45
<b>Totals</b>	<b>-15</b>	<b>139</b>	<b>-115</b>	<b>24</b>	<b>63</b>

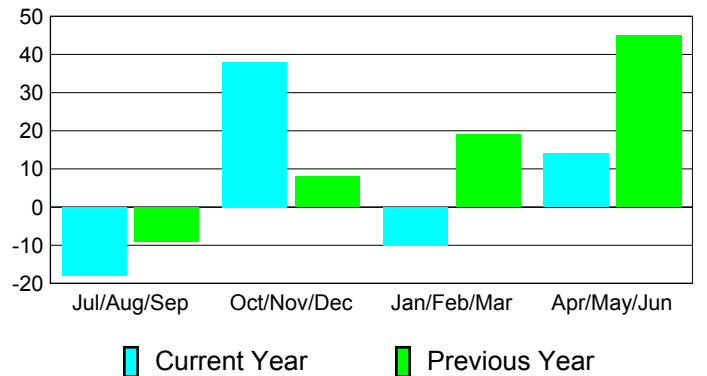
### Membership Results 2010-2011

Goal, New, Dropped, Gain/Loss

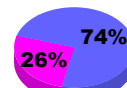


### Comparison of Membership Gain/Loss

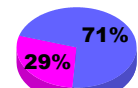
Current Year Compared to the Previous Year



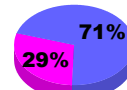
### Gender Comparison 2010-2011



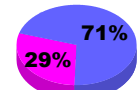
Jul/Aug/Sep



Oct/Nov/Dec



Jan/Feb/Mar



Apr/May/Jun

Male

Female